

# PENELOPE'S NEWS



October 2019

The newsletter of the Ottawa Valley Weavers' and Spinners' Guild

Ruth Cooper.....*Board Chair*  
Mandy Heggveit.....*Board Vice Chair*  
Natalie Shumovsky.....*President*  
Moir White.....*President*  
Beth Briggs.....*Treasurer*  
Liz Bivens.....*Corporate Secretary*  
Laurie Harkin-Chiasson...*Studio Manager*  
Elizabeth Watt.....*Workshop Coordinator*

The Ottawa Valley Weavers' and Spinners' Guild (OVWSG) is a non-profit, incorporated organization, whose mandate is *"to encourage its membership to achieve a high aesthetic standard and technical expertise and to promote and foster the knowledge of, interest in, and appreciation for historic and contemporary weaving, spinning, and their related fibre arts."*

## President's Message

### In this issue

President's Message.....p.1  
General Announcements.....p.2  
Welcome to new members.....p.3  
Guild Coordinator announcements.....p.4  
Events.....p.10  
Tips & Tricks.....p.8  
Program photos.....p.12  
Show & Tell photos.....p.13  
Marketplace.....p.14  
September Meeting minutes.....p.16

Autumn has arrived, bringing cooler weather. Gardens are put to bed for the winter. Thoughts turn to cool weather fibre activities. Demo season is wrapping up. I would like to thank all the members who participated in demos throughout the summer.

Our guild's event of the year, the Sale and Exhibition, will occur in a month's time. If you are a new member or have just never attended, please come out to see what we do. Invite your friends and family! There will be demos of spinning and weaving, fibre and tools for spinning, and many handwoven fashion accessories and items for the home. New this year: activities for kids. It's a great place to start (or finish) your holiday shopping. If you haven't already, consider volunteering at this event. It's a great way to meet new people and make new friends. The exhibit's theme this year is Wearables. I look forward to seeing the items that are submitted.

### Meeting Info

#### ***This month's meeting:***

Monday, October 7<sup>th</sup>, at 7.30pm

***Program:*** Gordon Moat - *Row Spinning Wheels and Their Makers from the 1800s*

#### ***Next meeting:***

Monday, November 4<sup>th</sup>, at 7.30pm

In case you're not aware, there's a Suggestion Box in the studio on top of the equipment drawer cabinet. Please feel free to put your suggestions in it; it's checked on a weekly basis. The suggestion box will be put out in the meeting room during monthly meetings. Your suggestions are important to us and they are discussed at the monthly executive meetings. We welcome feedback, as well as suggestions. Every member is allowed to attend executive meetings in a non-voting capacity. If you'd like to have a say in the decision-making process, please consider volunteering for an executive position. You will learn how the guild operates and how things are accomplished within the guild.

Thanksgiving weekend is coming soon; enjoy the long weekend with your families!

Natalie

## General Announcements

### October Meeting Program

Gordon Moat - *Row Spinning Wheels and Their Makers from the 1800s*

### Obituary

Betty Mitchell (1927- 2019) was a member of the OVWSG. There will be a public celebration of her life on Sunday, October 27th at Park Place, 120 Central Park Dr. between 11:30 and 3pm.

<https://ottawacitizen.remembering.ca/obituary/elizabeth-ann-betty-mitchell-1077392204>

### Heartwood House News

#### **Intercom now opens both outer and inner doors**

Thanks to a grant from the Mr. Gas Foundation both front entrance doors now operate on the intercom system. The inside front door will open 3 seconds after the outside entrance door.

For members who may not know their visitors. Please step out and greet your guests in the hallway during after hours, rather than waiting the visitor to find your space. New guests often have trouble finding member spaces and greeting them in the hallway will be very helpful to the visitor.

#### **2020 Local artist display at Heartwood House**

We are starting to look ahead to our 2020 line up of artists we have displayed in our Gallery.

If you, or anyone associated with your organization, or a local Ottawa artist you may know, might be interested in showing their work, please reach out to me.

This past year we have partnered with Heartwood artists, UUFO artists, local organizations and people in the community and we would like our gallery to continue to host local artwork for us all to enjoy.

If you can suggest or recommend anyone, please let me know.

Jennifer Hubbard  
Collaboration Coordinator  
Heartwood House  
613-795-9811

[jenheartwoodhouse@gmail.com](mailto:jenheartwoodhouse@gmail.com)

## Welcome to new members

Yanhong Li  
Amanda Harrison  
Pat Sample  
Cherine Muirhead (Family with Gregory, Xander  
& Ava Muirhead)  
Julie Savoie  
Helen Kushny (Family with Edith, Hazel and  
James Kushny)  
Cecilia Di Felice  
Kate Bailey  
Debra Bourne  
Shannon Furino  
Kellen Chang (Family with Michelle Boucher)  
Laurie Goldiuk  
Elizabeth Sweeney  
Robin Cole  
Nancy Erhardt  
Martha MacKenzie  
Julie Griffith  
Cindy Buteau  
Pamela Grant  
Daphne Yetman  
Maxine Martel  
Ildiko Edit Palfy  
Anne Schmitz  
Sonya Elder  
Helene Favreau  
Jane Hughes  
Pamela McCulloch  
Letitia Charbonneau  
Janet Olds

### Returning after an Absence:

Alison Grange  
Annie Plourde Lapointe  
Katie Campbell  
Carmen Bohn

## Announcements from Coordinators

### Sale and Exhibition

The OVWSG Annual Sale and Exhibition is Nov 2 and 3 this year. We still have a couple of spots left for vendors. The sale is for supplies as well as finished items. You can be juried for the sale most Monday evenings or at another time if necessary. The application form is here:

<https://www.ovwsg.com/sale/exandsaleapplication/>

There are links to all the information you will need.

If you don't have enough items to fill a whole booth, you might like to consider sharing a booth with someone or putting your items in the Co-op Booth. If you have questions you can contact us at: [guildsale@ovwsg.com](mailto:guildsale@ovwsg.com)

Ann McElroy and Kelly Ellis, Co-Chairs for the OVWSG Annual Sale and Exhibition

#### Exhibition

This year's theme of the exhibition part of the Sale and Exhibition will be wearables - we are still working on the official title. As long as you can wear it and it's either handwoven, made from handspun, or felted - it is admissible. The cut-off date for submissions is the October meeting (October 7)

We are looking for items that you have had in your closet since forever or just took off the loom, needles or felting frame. When submitting your piece(s) please provide the following information:

1. Your name
2. Your email address (for my records only)
3. The name of the piece (e.g., handwoven wool skirt, felted hat)
4. Year it was created (approximate is fine)
5. Materials used
6. Techniques involved in its creation (e.g., handspun, hand dyed, handwoven in a broken twill pattern)
7. Something interesting about its life (e.g., I made this to wear to my daughter's wedding, this was a fibre challenge entry (plus details), I love working with dog hair and this is my first attempt at making a hat...)

Please let me (Jean) know if you have any questions! [gambissara@yahoo.ca](mailto:gambissara@yahoo.ca)

## Co-Op Booth Instructions 2019

We're trying something a little different this time. Over the last few years when I've volunteered I've been impressed with the wide variety of lists people have submitted. Different sized sheets of paper, scribbled handwriting, unclear matching of item and price and all in a loose pile. I've made up two forms for contact info and lists of items. You might find this fiddly but this is to ensure we can get in touch with you and return all your unsold items and the money that's coming to you all with the use of untrained volunteer labour!

### Contact Info

The Contact info sheet has the usual contact info spaces. The only notable feature is the name you go under. If the tags on your items only feature your personal name or your personal name is most prominent then that's the only name we need. Please provide a full first name. If you have a business name that's the most prominent on your tags then we need this filled in. In the sample below; "Dirk Squigleys' Pulled Pork and Embroidery Emporium", that's kind of a mouthful and will be a chore to fill out on all the item lists and receipts. The sample gives a short version; "Dirks' Embroidery". This has been put in brackets to show that it's the short form you're going by and will appear on the upper right-hand corner of the item lists and on the receipts. Please circle the name you will be using for your lists the way it has been in the sample. All sheets (contact info and item lists) will be put into a binder divided by tabs with your name on them. This way if it gets knocked off the table we all aren't spending hours sorting all the lists back together in the middle of the sale.

Note to Self: remember to bring a 3-hole punch!

### Item Lists

The first thing to notice is the grid on the page. This is to avoid having eleven items down the left side of the page and thirteen prices down the right. The price for each item will be explicitly clear.

The item lists have places for five pieces of information in addition to the name in the upper-right hand corner of the page.

The first is Type of Item:

- What kind of item are you selling? Socks? Sweaters? Mark this down along the left hand side of the page. Mark off these sections with lines to separate them. Please have all of the same kinds of items on the same page if possible rather than spread over two. Please leave a couple of lines between different types of items.

The second is the ID code.

- Every single item you're selling will have a short ID code on its' tag so we can record exactly what has been sold and what hasn't. The ID has two halves; the letter code and a number. In the sample list socks are "S", shawls are "SL" and miscellaneous (single items) are "M". Then there's the number (1, 2, 3, etc.) - Please write IDs as "letter" - "number". "S5" could look like "55" or "SS". "S-5" is unmistakable even with my handwriting.

The third is price.

- What does it sell for? I'm asking that the same priced items be grouped together with a blank line between them. Uniquely priced items can be grouped together at the end. This makes it very easy for a volunteer to quickly find the item and record the sale. The fourth is whether the item sold. - A simple "X" or checkmark will show what sold.

The last is the description.

- This is for you. Write down what will allow you to identify which piece is which at a glance.

Should you have to add things during the show, just make an extra page to add to the binder. Please keep copies of your item lists for your records. NOTE: Some sellers may need to list things differently. Arrangements will be made on request.

### **Volunteering**

All sellers are expected to volunteer. That being said, health and scheduling conflicts may prevent it. If you can't volunteer you'll be charged 20% as a commission instead of the regular 15%. You can always provide a substitute. Just make sure they are a willing one.

We need at least a couple of volunteers Friday night to set up the booth and help with intake. Saturday and Sunday will be divided into 2 hour blocks as is traditional. I hope to have at least a couple of volunteers per slot. Since life has a way of interfering with plans I would appreciate volunteer 'floaters' who can commit to being there in the morning or afternoon who can be grabbed to fill in an empty slot in an emergency. The schedule will be drawn up closer to the event (but not too close).

There is room for one chair in the booth if anyone has the need of it.

Receipts should be filled out like so...

-Name of purchaser at the top of the receipt

-Type of item, ID Price -Sellers' name

-Type of item, ID Price -Sellers' name

Total

So you might see...

Joe Blow

Scarf, s-3 \$20 Dirks' emporium

Axe cozy, a-4 \$40 L. Borden

Total: \$60

After the sale the lists will be compared to the remaining items to verify what has not been sold. Sellers are encouraged to arrange for pickup at the end of Sunday otherwise my Christmas shopping will be done early. Afterward receipts will be compared to lists. The cash box will be counted and sums will be drawn up for each seller. The total will have the commission deducted and be available to you at the next meeting. In the case of discrepancies, unaccounted for surplus cash will be matched up with missing items not recorded as sales to the best of our ability. Regrettably we cannot be responsible for items that go missing. Having you show up to count your items and compare them to the lists will help. Any unaccounted for surplus cash will be taken by the guild as no-one else is claiming it.

Coordinator Glenn Martin. Contact: [gmrmt.glenn@gmail.com](mailto:gmrmt.glenn@gmail.com), Cell: 613-282-6055

## **Participation**

Participants in the co-op booth must volunteer a portion of time over the weekend helping during the sale. Participants, who do not have guild jobs already requiring their attention during set up or take down, are expected to help with one or both of these. The co-op booth is of a limited size and thus the area of display is limited. The space will be fairly divided amongst the participants. There will be a small amount of onsite storage space for all participants to share under the table otherwise consider restocking on Sunday morning. (Remember to update the pages in the selling book if you are adding to your items Sunday morning.)

Glenn will need the list of what you are going to be selling to help him plan the booth layout.

Please arrive as early as possible on Friday for setup with your items and a copy of your paperwork.

## **Pricing/ Selling**

When pricing your items please consider making your prices easy to make change from. It will make serving our customers easier and quicker for all of your co-volunteers.

You can make a price comparison online to help you set your prices if you are unsure.

HST – the seller is responsible for remittance of HST if applicable.

Commission - 15% of your sales will go to the guild. If you can't volunteer it's 20%. You may provide a substitute helper.

Glenn will use the receipt book to calculate your sales. Please be careful to note legibly what has been sold (items' description, code and sellers' name) so you will get paid.

## **Tags**

From the Guild Standards you will have developed your hang tags. (Name, contact info, contents, care instructions. etc.) For the Co-op booth we will need to be able to read your name, the price and please add your ID item number (from the list you are making for Glenn).

All this information, including the forms, is available at the following links:

<https://www.ovwsg.com/wp-content/uploads/2019/09/How-to-submit-for-the-co-op-booth.pdf>

<https://www.ovwsg.com/wp-content/uploads/2019/09/CoOpBoothcontact-form.pdf>

<https://www.ovwsg.com/wp-content/uploads/2019/09/CoOpBoothItem-list.pdf>

# Library

Library October 2019

Remember to bring back your library books!

Library Items taken out at the October meeting will be due at the November meeting.


On the meeting Monday, the library should be open by **9am and will close at 7:15pm**. You are always welcome to come in early and enjoy the resources of the Guild library. The library is also open on most Monday of the socials. Check the Facebook group page, <https://www.facebook.com/groups/OttawaValleyWeaversandSpinnersGuild/>, one of the Librarians will post as soon as we are in or call the Studio and see if we are there. The Library may be closed if the social needs more space to spin in so come in early!

If you cannot make the meeting and you have books due back, contact the librarians at **library@ovwsg.com** and let us know so we can renew your items if they have not been requested or make other arrangements.

Members who do not have any overdue items may take out 4 items which will be due the next meeting. (Teachers and OHS students may take out more than 4)

If you have overdue items the fine is 1.50 per item per month. The fines go towards the new book fund.

## NEW Arrivals




**VAV Magazine 2019 – 3.** This edition contains articles on Handwoven couture, Swedish textile courses and Sustainable style.



**Filzfun 19-4 #64** this magazine is all about international felting, its in German but has an English Supplement like Vav use to have. It has instructions as well as articles about gallery exhibits and inspiration from other felters across the planet.





**Oneskein** We received a fantastic donation!! I had been asked if we had books on what to do with small amounts of handspun yarn a few years ago but could only point out the general yarn project books (680.'s Thread (fine yarn) and 690.'s Yarn- (looped Fabrics)). I had tracked down this book but was unable to buy it. It has generously been donated by [Christine Turnbull](#). Thank you!! So if you are looking for a book with 30 quick projects to use up small balls of yarn for the non-weaving spinner this might be the book for you!

For the September meeting I pulled books to help you get ready for the Sale and Ex or Xmas if you're thinking further ahead. The books were Handwoven treasury, Woven to Wear, Nature's Colours Dyes from Plants, Spinning Designer Yarns, the Fleece and Fiber Source Book, Feltmaking, Home Spun Hand Knit, and Finishes in the Ethnic Tradition.

## New Equipment

Since we have had a number of members drop in and watch DVDs on the guild laptops we have picked up a second set of over-the-head headphones. They are kept in their box on the desk between the computers. Members can access the studio with the key which is kept in the lock box outside the studio door. The code for the lock box is available from any of the executive members. Please make sure the key is back in the lock box and the studio is clean and locked up before you leave. The studio is usually open Mondays during part of the day and for the social (check Facebook) or during the day on Tuesday you could join the Tuesday weavers in the studio (call the studio to check they are there).

Don't forget to come in early before the meeting to drop off your library items and pick out new ones! See you soon!

Jan on behalf of the Librarians



## Events



TWIST RETREAT NOVEMBER 8-10 2019

Email Amelie for more information: [amelie@festivaltwist.org](mailto:amelie@festivaltwist.org)

<https://festivaltwist.org/en/fall-retreat-2019/>

Spend a fantastic weekend with other fibre and textile arts aficionados in a private manor right in the heart of petite-nation! The perfect opportunity to focus on your creativity, leave routine behind, give all those works in progress your undivided attention and have fun in good company!

We have been hosting Twist retreats for 4 years and every one of them is special. It's the people present that make them amazing. Our retreats are open to everyone and we want everyone to feel welcome. Twist celebrates all fibre arts and the people behind them. Our retreats are tailored to entice you to try something new and to fully open your creativity!

We wish to thank all our collaborators and teachers who participate on a volunteer basis at the retreats. Twist is a non-profit organization, and our retreats are fundraising activities. Thank you for being part of them.

A poster for the Ontario Handweavers &amp; Spinners 2019 Biennial Conference. The poster has a blue background with a central graphic that says "MAKE OVER" in large, colorful letters. Above the graphic are the words "TRANSFORM", "REASSEMBLE", "REMODEL", and "OVERHAUL". Below the graphic are the words "IMPROVE", "RESHAPE", "REFASHION", and "REBUILD". The text "OCTOBER 17-20, 2019" is prominently displayed. Below that, it says "Quality Inn Hotel &amp; Suites, Woodstock, Ontario". A section titled "CREATE! LEARN! SHARE!" lists "Workshops &amp; Seminars" featuring "Jane Stafford and Amy Tyler", and a "Juried Show • Fibre Feast • Fibre Walkabout • Makeover Showcase". It also mentions "MORE INFORMATION AVAILABLE ONLINE" with links for "Up-to-date information", "Printable Juried Show Form", and "Printable &amp; Online Conference Registration Forms". The website "www.ohs.on.ca" and a Facebook "Like us on Facebook" button are at the bottom.

Remember to Vote on Oct 21

To find out whether you are registered to vote, go to <https://ereg.elections.ca/CWelcome.aspx?lang=e>

## Tips & Tricks

### Stabilize your modified Dorothy when it's folded

**Problem:** A Dorothy loom that has been converted from side levers to the more ergonomic top levers has a stability problem when it's folded. Standing it on its head is no longer possible and laying it on its left (no-crank) side is unstable because the sidebars are outside the castle.

**Solution:** Screw a stabilizing foot composed of two rubber screw-bumper floor protectors onto the castle (Photo 1 and 2) Not only will the loom lie stably on its left side when folded (Photo 3) but the stabilizing foot gives the weaver a place to hang an equipment bag while using the loom. (Photo 4)



## Equipment Bag

I have found it useful to keep a bag of equipment with my table looms to use when warping and weaving and to ease any problems that might develop during workshops or demonstrations with my loom or my neighbours' looms. My bag (reused plastic packaging from a pair of pillow slips) contains the following essentials (clockwise from the top left):

Straight pins; short measuring tape, 2 warping hooks, dog comb, mini-wire cutters, snips, scissors, multi-headed stubby screwdriver, paper tape from Ikea and large eyed upholstery needles. With this equipment I have solved almost every problem that has arisen while warping my loom or weaving on it.




## How to avoid tabby hems that are wider than the body of the project

Quick tip from Mandy: when weaving a hem for a twill project, use a basketweave treadling instead of tabby. The hem will weave up with the same width as the twill, eliminating any unevenness.



## September Program – Fibre/Weaving Poker Results





## Show & Tell



# Marketplace

The Marketplace portion of the newsletter is used to promote and assist its members. Some restrictions may apply as to space availability and file restrictions. Contact Natalie at [marketplace@ovwsg.com](mailto:marketplace@ovwsg.com) or [newsletter@ovwsg.com](mailto:newsletter@ovwsg.com)

Kinnaird Farm – come for a visual tour at [www.KinnairdFarm.ca](http://www.KinnairdFarm.ca)

- Ready to spin roving in various natural colours, wool and wool-alpaca blends
- Fleece, unwashed, white SOLD OUT of select coloured fleeces
- Sheepskin Rugs – variations of white and now SOLD OUT of “grizzly bear” colour variations
- two-ply spun natural white yarn, fine, 100 gram skeins
- FLEECE, FLEECE and more FLEECE

Contact Kelly MacGregor for details: [KinnairdFarm@gmail.com](mailto:KinnairdFarm@gmail.com)



**Kinnaird Farm**  
**Kelly M MacGregor**

83 La Rue Mills Rd  
Mallorytown ON  
K0E 1R0

## Créations Christine

Représentante d'Ashford Dealer

Pour plus d'information – For inquiries: 819-405-2007

[cgagne40@gmail.com](mailto:cgagne40@gmail.com)

Christine Gagné

Antique items for sale

Warping mill \$100

Reeds:

Metal, 46", 15 dpi, 3" inside \$45


Metal, 46", 12 dpi, 3 5/8" inside

Bamboo, 42" 14 dpi, 2 3/4"

Leclerc Bergere 24" Rigid heddle table loom with extra shuttles and pick-up stick \$150.

Ildiko Palfy

[edithwoods22@gmail.com](mailto:edithwoods22@gmail.com)



For Sale: One copy of Keep Me Warm One Night by Harold and Dorothy Burnham. Very good condition save for the dust jacket which is in pieces. \$125.00

1975 edition covering early Canadian textiles and textile equipment. Many black and white photos, 384 pages. Hardly appears to have been opened.

[gordon.moat@xplornet.ca](mailto:gordon.moat@xplornet.ca)



ISABELLE PERDIGAL & JACQUES MORIN

### MOHAIR

From Our Angoras Goats. Spun In Canada. Hand Dyed On The Farm.

De nos chèvres angoras. Filé au Canada. Teint à la main à la ferme.

Vankleek Hill, ON  
(613) 678-5690  
[bellesbouclettes.com](http://bellesbouclettes.com)  
[info@bellesbouclettes.com](mailto:info@bellesbouclettes.com)



— —  
*l'atelier*  
weaving studio tissage

Marie-France Gosselin

Louet, Ashford, Schacht Spindle Company, Harrisville & Mirrix.  
Weaving supplies.

Fournitures pour le tissage à la main  
Représentante de produits Louet, Ashford, Schacht Spindle Company, Harrisville & Mirrix.

Carriageway Studios, Almonte, Ontario  
[latelierweavingstudio@gmail.com](mailto:latelierweavingstudio@gmail.com)  
613 - 882 - 6893

[f/latelierweavingstudiotissage](https://www.facebook.com/latelierweavingstudiotissage)

For Sale: One metre wide Normalo four harness counterbalance (sinking shed) folding loom birch/maple from Finland for sale. Comes with 3 reeds, raddle, and bench. More photos and information available. Must be sold.

\$200 OBO

[llaberge@rogers.com](mailto:llaberge@rogers.com)



Notice: Someone purchased 3 jars of Pickled Pumpkin from me (Merilyn) at the June meeting and I am very sorry I do not remember who, would you please contact me at [merilynr@primus.ca](mailto:merilynr@primus.ca) or at the October meeting.



# September Meeting Minutes

## General Meeting

Monday September 9<sup>th</sup>, 2019 7:30 in Unitarian Meeting Room

Chairs: Natalie Shumovsky, co-president. 7:30 pm.

- Welcome given to all 45 in attendance. There were five new members attending.
- Natalie Introduced 4 of the executive members in attendance.

## BUSINESS

- Thanks to volunteers going to help at Fibrefest.
- Ann spoke of the sale and exhibition coming in November. One booth left for sale. Business cards/bookmarks ready to hand out. The co-op booth is also available for those with a few items to sell. Jean was collecting items new or old for an exhibition at the sale. Something you made to wear or use can be brought in for the exhibition. Glen in charge of co-op booth spoke of a form to get your items submitted.

## ANNOUNCEMENTS

- Elizabeth reminded members to look at the workshop schedules and sign up early or if a workshop is full sign up on the waitlist.
- Liane spoke of the General meeting programs coming up. She asked for participation on a Farmers panel.
- Program committee members to present the programs list to the membership

## PROGRAM

- Fibre Poker members results were shown
- Linda Perrier used linen fibre, two colors plus another fibre. Showed her fibre yarn
- Anita Hebert used angora with fur complement fibres. She showed the socks she's knitting with her yarn.
- Robin Newhook had to include blue, linen and fur and core spun. Shaved coyote tails were blended with wool and she showed her final yarn, also as knitted and woven swatches.
- Joan Hanson had to have warp faced, color orange, bleach, make yarn without spinning. Used horse hair from her bow.
- Carlene needed one color, many tones, cat, slub and foreign objects. She showed her finished skein
- Wendy had cotton, orange, beads and surprise. She showed her spun cotton.
- Louise used goat, two ply, analogous colors, surprise of adding glitter. She showed her skein and a swatch
- Catherine had to use two colors, hand spun, using summer/winter. Showed a woven sample

## BREAK



- Show & Tell
  - Liz, two scarves
  - Catherine, double weave blanket
  - Gordon, keep me warm one night book available
  - Terry, showed her kickstarter electric wheel nano, showed skeins plied, 3-D inkle loom
  - Ann, wall hanging for sister's dining room, also asked for tips or tricks with spinning as she writes a column of weaving tips and tricks in Penelope's news.
  - Carlene, demo at Calabogie so got a free fleece and dyed it purple and lilac
  - Jan, free fleece from wool growers, washed her fleece and showed the nice earthy colors, showed her felted pictures
  - Melanie, showed a wrist distaff that she altered
  - Mariann, showed table runner, pillow case, wall cover and bed cover woven items
  - Diane, brushed, dyed and spun skeins of Leicester, crocheted project, showed another skein and gifts she got from out east.

Adjourned at 9:10 pm

Next meeting – **Monday, October 7<sup>th</sup>, 2019, 7:30 pm.**