

PENELOPE'S NEWS



December 2019

The newsletter of the Ottawa Valley Weavers' and Spinners' Guild

Ruth Cooper.....*Board Chair*
Mandy Heggveit.....*Board Vice Chair*
Natalie Shumovsky.....*President*
Moir White.....*President*
Beth Briggs.....*Treasurer*
Liz Bivens.....*Corporate Secretary*
Laurie Harkin-Chiasson...*Studio Manager*
Elizabeth Watt.....*Workshop Coordinator*

The Ottawa Valley Weavers' and Spinners' Guild (OVWSG) is a non-profit, incorporated organization, whose mandate is *"to encourage its membership to achieve a high aesthetic standard and technical expertise and to promote and foster the knowledge of, interest in, and appreciation for historic and contemporary weaving, spinning, and their related fibre arts."*

President's Message

In this issue

President's Message.....	p.1
General Announcements.....	p.2
Guild Coordinator announcements.....	p.4
Welcome to new members.....	p.5
Events.....	p.5
Tips & Tricks.....	p.6
Program photos.....	p.7
Show & Tell photos.....	p.8
Marketplace.....	p.9
October Meeting minutes.....	p.11

It's that time of year: the holidays are almost here!

I'm sure many of you are putting the finishing touches on your handspun & knitted or crocheted items, or handwoven items, for gifts to loved ones or friends. Or maybe you're just starting a last-minute gift project, or spinning/dyeing yarn for a project for yourselves? It's great time of year to reflect on all you've accomplished this past year. Did you learn how to spin or to weave or felt, or advance your skills by taking an advanced class or learn a new technique or method of accomplishing your craft? Now is a good time to check out the 2020 workshop list and see what classes will be offered.

The guild is getting ready for the annual Rosepath Auction and equipment sale, held during the December meeting. For new members who don't know about the Rosepath Auction, it's a guild fundraising event where members bring in gently used or new items: fibre, yarn, books (anything from novels to craft books), puzzles, fibre preparation tools, toys, homemade pickles and preserves, handmade soap, and anything else you'd like to donate. Members can drop off items at the studio, but please label your items with "Rosepath Auction", or they may be mistaken as regular donations. Items can also be brought to the December meeting, before the meeting starts. The premise is simple: members buy a numbered envelope (or two or more) that contains 50 tickets printed with the same number. There will be empty margarine containers at each item or group of items, where members can deposit any number of tickets. For each item, a ticket is drawn from the margarine container to determine the winner. Don't miss it, as it's a fun event! The equipment auction has items such as floor or table looms or spinning/weaving tools that can be bid on in a live auction. Please bring cash for tickets, and cheques for the

Meeting Info

This month's meeting:

Monday, December 2nd, at
7.30pm

Program: Rosepath Auction,
Equipment Auction

Next meeting:

Monday, January 6th, at 7.30pm

equipment auction. There are amazing deals to be had!

I'd like to wish everyone a Merry Christmas and a Happy New Year, and to enjoy the holiday season and everything it brings!

Natalie

General Announcements

November Meeting Program

Rosepath Auction, Equipment Auction – see description above.

December meeting snacks

Merilyn Mulligan provides snacks and refreshments at all of our meetings. I'd like to thank her for all her hard work. At the December meeting, members reciprocate by bringing snacks (savoury and/or sweet) and refreshments. Please bring some cookies, cut up fruit or veggies, some sandwiches or other items to share during the break.

Thank you to all who contributed to the Guild's Exhibit at the November Sale!

The Exhibit portion of the November sale is an integral part of our obligations under our grant from the City of Ottawa to educate the public about the fibre arts we practice. It takes a team to do it well.

Therefore, heartfelt thanks go to:

Jean Sharp, who conceived of the Wearable exhibit, collected the items for exhibit, and booked the grids on which they were exhibited;

Ann Sunahara, who planned, labelled, obsessed and problem-solved;

Kelly Ellis, who stepped into the breach to host the Exhibit when Jean and Ann went medically hors service, and with her spouse, Adam Thompson, hauled the grids from Kanata and other items from Heartwood to the GCC; and

with Paula Smith and student volunteer Rowan MacDonald, set up the Exhibit; and

with Paula and others welcomed the public;

with her daughter, Penny, and with Glenn Martin dismantled the grids and repacked all the items that were not picked up by their makers or owners on Sunday;

Mandy Heggveit, who provided the accessories necessary to mount the items on the grids and who procured the lighting;

Paula Smith for setting up the exhibit and providing satin hangers;

David Sunahara who hauled the display items to the GCC,

the volunteers who hauled the grids, tore down the Exhibit, and hauled everything back to the Studio: Linda Arseneau, Carol Soutar, Cathy Louise Koenjer, Ellen Good, Liliane McKennirey, Julie Griffith,

Cindy O’Gorman, Melanie Lukach, Karin Hendrickson, Deborah Newhook, and Ann McElroy and most of all, the Exhibitors:

Maker	Piece
Gwen Kerr	Wet felted cape (rust) Wet felted caplet (blue)
Wendy Willbond	Hand-spun, Hand-knit Shawl
Jean Down and Francesca Overend	Vest – black and white Black and beige triangular shawl
Judy Goforth	Cable-knit sweater
Amanda Carrigan	Lace Shawl in Cria
Jan Scott and Elizabeth Watt	Collaboratively made, triangular shawl
Cathy Louise Koenjer	Purple variegated neck-warmer Purple Hat and Neck-warmer Lavender Shawl Grey shawl
Sandra Jager	Beaded Crescent Shawl
Jean Sharp	Shawlette
Merilyn Mulligan	Fair Isle Sweater
Robin Newhook	Hand-spun, Sontag Shawl
Anita Hebert	Climate Change Infinity Scarf Icelandic Wool Scarf Red Metallic Scarf Blue Metallic Scarf Hand-spun, Hand-knit Socks Tricoloured Cowl
Ann Sunahara	Turquoise and Black Silk Shawl Red/White/Grey/Black Shawl Green and Beige Shawl
Ann Sunahara, Anne Middleton and Jan Scott	Collaboratively spun, dyed and woven Japanese farmer’s vest in Hemp
Judith Rygiel	Japanese-style (haori) jacket, dyed and woven by Judith Rygiel
Francesca Overend	Textured Scarf
Ellen Good	Vest and Jacket
Ellen Good, Weaver and Dyer, and Francesca Overend, Tailor	Hand-woven Tailored Top – Blue Hand-woven Tailored Top – Red
Marianne Heggteit	Caftan

Have any loom waste? Bring it to the studio!

We are now collecting loom waste for donation for the stuffing for - volunteer made - doggy beds. Please drop your contributions off into the labelled red drawer under the warping swifts in the Studio. They will be picked up and delivered as needed.

Contact for this is Deborah Newhook. bdnewhook@gmail.com

Plastic Bag Donations

If you have any grocery style plastic bags (the ones with handles), might you consider recycling them to the guild. We use them in our garbage cans in both the studio and classroom. Just drop them off at the guild studio. They go under the sink; there's a box behind the garbage can to hold spare bags. Thank you so much!

Laurie Harkin-Chiasson
Studio Manager

Announcements from Coordinators

Sale and Exhibition

On behalf of the Sale and Exhibition Committee and Vendors, we would like to thank everyone who volunteered their time and talents to make this year's event a success. We received great feedback from visitors, customers, and vendors. The exhibition of wearables was also very popular, and we express our thanks to everyone who contributed items for display.

Please note that a short survey will be sent to all volunteers in the very near future to collect feedback. We appreciate everyone's participation.

Ann McElroy and Kelly Ellis
2019 Sale and Exhibition Committee Co-Chairs

Equipment Rentals - tips on equipment rentals

If you would like to rent equipment, please:

- DO send an email to rentals@ovwsg.com anytime; we will contact you to arrange a time to pick up equipment which is convenient for both of us. We don't have keys to the building, so pickups at Monday Night Socials are simplest. There is usually folks arriving by 5 p.m. but it doesn't officially kick off until 7:30.
- DO remember that we need some lead time to ensure the equipment you want is available; emailing at 4 p.m. on meeting night usually won't get to us.
- DO have a deposit cheque made out to OVWSG on hand when you come for your equipment
- DON'T show up at 7:15 on meeting night with no advance notice hoping to walk out with a rental; we try to be on site from 6:30 - 7:15 for returns and extensions, but new rentals usually require some advanced planning - and we want to get to the meeting, too!
- DO tell us if anything is missing or damaged so we can get it replaced/fixed before the next rental.

We are very happy to help you, and you'll get the best service with a bit of advanced planning!

Thank you!
rentals@ovwsg.com

Welcome to new members

Chantal Gervais
Stephanie Mullen
Wendy Lepore
Pamela Davy
Sueanne Riley
Victoria Mestres-Laurin FAMILY with Robert
Laurin and Jordi Mestres
Natalie Verdon FAMILY with Jenny Verdon
Jacqueline Caron
Georgia Dale Crichton
Kimberly McIntyre

Events

I would like to get a spinning team together for '**The Longest Thread Challenge**'.

There are different categories, Adult and Youth (under 16) using a spinning wheel, drop spindle or E-spinner. Basically, how long of a 2-ply yarn can you spin from 10g-20g of natural, washed sheep wool or alpaca.

Here is all the info on The Longest Thread spinning completion.
<https://bothwellspinin.com.au/the-longest-thread-competition>

Please contact me if you wish to join.

Terry Nelson
wolfweaver@gmail.com

Wheels on Fire!!

Please join us for the guild's annual **Wheels on Fire 'spin-in'**: an opportunity for spinners and other fiber artists to gather together to talk, exchange knowledge, experience, and information.

Located in a historic building, the space is cozy, warm, and charming. Chairs are provided for all participants. Vendors will also be present for a relaxed shopping experience with a wide variety of fibre related tools and products.

If you don't have to have previous knowledge or experience of fibre arts, we would be pleased for you to attend so we may demonstrate our crafts and spark a 'fire' of inspiration in each of you.

Admission is \$5 per person, paid upon entry.

Parking is Free

Saturday, January 18, 2020 at 10 AM – 4 PM 331 Boulevard de la Cité-des-Jeunes, Gatineau, QC J8Y 6T3

Tips & Tricks

Spinners: Don't scrimp on fibre preparation

In my experience, the more time you spend preparing your fibre for spinning, the finer will be your outcome. I have grown to appreciate the processes more with time. I used to just want to spin the fleece warm from the sheep. Now I indulge and spend more time with the elements! As a benefit, you get to spend more time immersed in the raw and the straw! The only downside is that it makes it harder to part with the end product.

Jean Sharp

The Kumihimo slip-knot

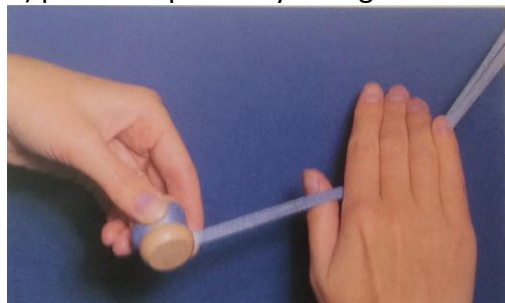
A slip-knot used in Kumihimo — Japanese braiding — is very useful in other fibre arts. It lets you keep a thread taut and secure but also lets you easily play it out or take it in. In weaving, when wrapped around a weighted object — like a pill bottle containing pennies or screws — it is perfect for weighting a floating selvedge or a replacement thread.

To make a slip-knot using a weighted pill bottle:

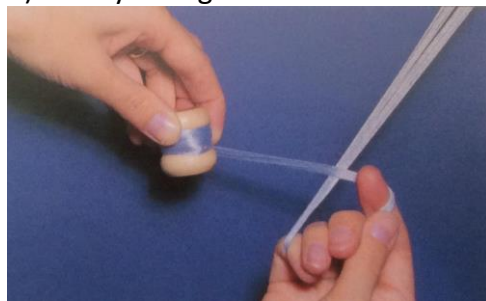
- 1) secure one end of the thread by closing the cap over it and wind most of the thread around the bottle;
- 2) turn the bottle so the loose end of the thread is away from you and under the pill bottle;



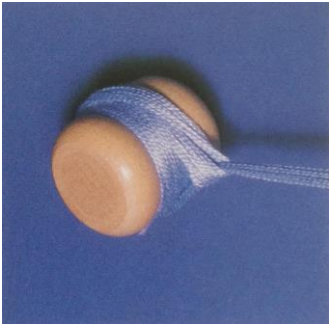
- 3) place the palm of your right hand on top of the threads and tuck your thumb under them.



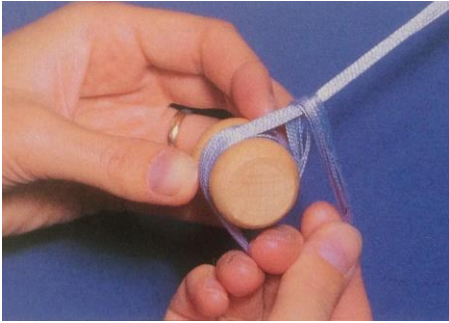
- 4) twist your right hand so that the warp threads make a loop around your fingers.



5) place the loop around the bottle and pull the loose end to tighten the knot.



The result is a V of thread through which the loose end emerges and which is secure when pulled.



To make the knot slip:

— hold the pill bottle so the point of the V of the slip knot is facing you; and

a) to play-out more thread, turn the pill bottle towards you while pulling the loose end; or

b) to take-up thread, loosen the V and turn the pill bottle away from you so the loose end can wind onto the bottle.

Source: Japanese Braiding: The Art of Kumihimo by Jacqui Carey

Simple and very effective. Thanks to Laurie Harkin-Chiasson for the tip.

November Program – Hannah Ranger, Fibre Artist





Show & Tell



Marketplace

The Marketplace portion of the newsletter is used to promote and assist its members. Some restrictions may apply as to space availability and file restrictions. Contact Natalie at marketplace@ovwsg.com or newsletter@ovwsg.com

Kinnaird Farm – www.KinnairdFarm.ca

- Ready to spin roving in various natural colours, wool and wool-alpaca blends
- Fleece, unwashed, white
- Sheepskin Rugs – variations of white and only two “grizzly” coloured left
- two-ply mill spun, natural white yarn, fine, 100 gram skeins
- Two sides of lamb left to be sold so contact asap to get yours

Contact Kelly MacGregor for details: KinnairdFarm@gmail.com



Kinnaird Farm
Kelly M MacGregor

83 La Rue Mills Rd
Mallorytown ON
K0E 1R0

613.659.4267

KellyMMacGregor@gmail.com

Créations Christine

Représentante d'Ashford Dealer

Pour plus d'information – For inquiries: 819-405-2007

cgagne40@gmail.com

Christine Gagné

For sale: \$300.00 or best offer

This Dorothy loom is in perfect shape with all the extras: raddle, threading hook, shuttles, bobbins, bobbin winder, instruction book etc.

Belonged to my neighbour and I have had it for many years, but now it sits and waits for a new owner.

Contact Tassy at

tkayak@rogers.com or 613- 728-2715



ISABELLE PERDIGAL & JACQUES MORIN

MOHAIR

From Our Angoras Goats. Spun In Canada. Hand Dyed On The Farm.

De nos chèvres angoras. Filé au Canada. Teint à la main à la ferme.

Vankleek Hill, ON
(613) 678-5690
bellesbouclettes.com
info@bellesbouclettes.com



Marie-France Gosselin

Louet, Ashford, Schacht Spindle Company, Harrisville & Mirrix.
Weaving supplies.

Fournitures pour le tissage à la main
Représentante de produits Louet, Ashford, Schacht Spindle Company, Harrisville & Mirrix.

Carriageway Studios, Almonte, Ontario
latelierweavingstudio@gmail.com
613 - 882 - 6893

[f/latelierweavingstudiotissage](https://www.facebook.com/latelierweavingstudiotissage)

For Sale: One metre wide Normalo four harness counterbalance (sinking shed) folding loom birch/maple from Finland. Comes with 3 reeds, raddle, and bench. More photos and information available. Must be sold.

\$200 OBO

llaberge@rogers.com



For Sale: Kromski Harp 32 inch folding rigid heddle loom upgraded with the Forte metal ratchets, pawls and magnetic system. Package includes all original accessories - two shuttles, pickup stick, warping board pegs, warp helper, threading hook, warping peg and pegs to attach loom to table. A double set of heddle blocks is installed. Also included are stand, carry bag, all instructions, a 10 dent Kromski heddle and a 7.5 dent Ashford heddle. Everything fits in the bag for easy storage and transport. \$550.00

Contact Alison at spinsandpaints@gmail.com

Looking for: I would like to buy a 27 in or a 36 in floor loom (maybe a 24 in) in good shape.

seguinchristiane@videotron.ca

For Sale:

Leclerc Compact, 8-shaft 24" loom. Lightly used, with only one previous owner. Comes with wheel kit (not installed), raddle, 10 dent reed, and sectional rakes. Currently has warp on it which will be woven off before the sale. \$1000. I'll entertain a trade for a different 8-shaft loom in good condition.

Contact Natalie at nshumovsky@gmail.com

November Meeting Minutes

General Meeting

Monday November 4th, 2019 7:30 in Unitarian Meeting Room

Chairs: Natalie Shumovsky, co-president

- Natalie welcomed all 47 in attendance and introduced the executive members - Moira White, Ruth Cooper, Mandy Heggveit, Beth Briggs, Liz Bivens, Laurie Harkin-Chiasson, Elizabeth Watt
- Some new members or visitors included a Kingston guild member, one wanting to learn felting, another for blackstrap weaving, and one interested in everything we have to offer.

BUSINESS

- Natalie thanked all volunteers for both the Ex & Sale and the OC Transpo sale, along with Ann, Kelly and Judy plus those volunteers who helped set up and do demos. Volunteers for OC Transpo raised over \$10,000
- Natalie asked members to introduce themselves to new members who are sitting near them, and during the break, since we're a very large group now.
- There is an electronic recycling program at Heartwood House, bring in old electronic equipment to be recycled. Call them for more information Also they have a donation box at the front door for mittens and hats.
- The December meeting will be the Rosepath Auction and the equipment auction. Natalie described how the Rosepath auction works and to bring in anything for it. Bring along change for tickets. This is to help raise funds for the guild.
- Ann thanked everyone involved in the Ex and sale making things go smoothly. Special thanks to Ann and Kelly for coordinating everything.
- Elizabeth has the workshops online and encourages everyone to sign up. Many already signed up but lots of workshops are available.

ANNOUNCEMENTS

- Ruth spoke of how the OHS, an umbrella group for all of Ontario, has conferences every other year plus the northern guilds have a conference called WASOON every year between. She described some workshops and stressed how it would be very worth it for members to take in these conferences. She also said a woman needs to re-home 6 alpaca because of moving.
- Natalie spoke of a weaving challenge – "Participate in the GCW Weaving Exchange 2020! The topic this year will be 'Twills'. All participants weave a hand towel in a twill design of their choice, to be submitted and exchanged with another participant. All submissions will be printed in our summer edition of the bulletin in 2020. Deadline to apply is November 30th. Towels are due by April 15th, 2020.

For more information please visit: www.thegcw.ca/weaving-exchange"

- Deborah mentioned there are some plants and black walnuts in hall free for the taking.

PROGRAM

Fibre Artist Hannah Ranger. Liane introduced Hannah. She has a big studio in Quebec just north of Wakefield in an old school with other artists. She works with wool, other animal fibres and plant fibres. She gets inspiration from the environment. She likes to point out the rhythms of life and nature and show respect to the natural world. Hannah has been working in fibre since 2008. Fibre migration relates to the connective qualities and structural capacities of fibres. She became interested in the colors that can come from nature. She showed the flowers and fruits she was taught to pick while in Mexico staying with a family to learn how to make the dyes. She showed a video by one of the Mexican weavers but the sound wasn't working. See it at - [Vimeo.com/204604021](https://vimeo.com/204604021). Also visit his site if interested in going to workshops.

[Http://profiriogutierrez.com/workshops/](http://profiriogutierrez.com/workshops/)

She also showed some of her pieces that she brought along.

BREAK and then Show and Tell

- Diane, mittens
- Catherine, doll, peg doll weaving project plus weaving in the round purses
- Robyn, spinning
- Deborah, community towels, showed her project from the peg loom, she altered a wooden box to weave in.
- Jan, peg doll weaving project and a felted ghost girl
- Liane, peg doll weaving project , plus showed fibre and scarf purchased from weekend sale
- Terry, project from Acadian weaving with Judith.
- Rebecca, Catnip toys using nalbinding

Next meeting – **Monday, December 2nd, 2019, 7:30 pm.**