


# PENELOPE'S NEWS



March 2025 Edition

The newsletter of the Ottawa Valley Weavers' and Spinners' Guild

[Moir White](#).....Chair  
[Carl Stewart](#).....Vice- Chair  
[Jean Sharp](#).....President  
[Louise Travill](#).....Treasurer  
[Robyn Bozek](#)..... Corporate Secretary  
[Deborah Newhook](#).....Equipment Rentals  
[Karin Hendriksen](#)..... Membership  
[Ann Mainville-Neeson](#)..... Membership

The Ottawa Valley Weavers' and Spinners' Guild (OVWSG) is a non-profit, incorporated organization, whose mandate is *"to encourage its membership to achieve a high aesthetic standard and technical expertise and to promote and foster the knowledge of, interest in, and appreciation for historic and contemporary weaving, spinning, and their related fibre arts."* The guild gratefully acknowledges the funding it receives from the City of Ottawa.

## IN THIS ISSUE

President's Message.....p.1  
Programs.....p.2  
Membership.....p.2  
Guild Website Links.....p.4  
Sale & Exhibition.....p.4  
Member De-Stashing Event.....p.5  
Library.....p.5  
Mississippi Valley Exhibit.....p.6  
In the Studio.....p.7  
Marketplace.....p.10  
Executive & General Meeting Minutes.....p.14  
HH Access & Parking Information.....p.17  
Message from the Editor.....p.18  
Sweet Farewell (until next time...).....p.18

## Meeting Info

**This Month's Hybrid General Meeting:** Monday,  
March 3, 2024, at 7:15 pm

**Program:** All Things Tartan!

**March Executive Meeting:**

March 17, 2025 @ 7:00 pm

**Next General Meeting:**

Monday, April 7, 2025, at 7:15 pm

## President's Message

Well, that is some snow! Despite the inconvenience, we need it for the trees and toboggan hills. I hope everyone drives safely and doesn't blow a gasket shoveling the white stuff.

Things are ticking along at the Guild. As mentioned in last month's message, the Executive is moving forward on updating and enacting Guild policies regarding the library and workshops. We are looking forward to working with coordinators on this important work.

I know it is a long way off but we are getting organized for this year's Sale and Exhibition to be held at the Glebe Community Centre, November 1<sup>st</sup> and 2<sup>nd</sup>. Currently, we do not have an Exhibition coordinator, and we are thinking that a three-person committee would be the best way to go. One member has stepped forward but needs help organizing this important aspect of our signature event. Please let me know if you are interested in joining the team ([president@ovwsg.com](mailto:president@ovwsg.com)). Another request – we need to have some items for the door prizes and volunteer appreciation gifts. If you would like to donate a woven, handspun or felted item, please let me know.

Looms are available for rent in the studio. Please contact Deborah Newhook to rent one. Rent one with a friend and weave together...access to the studio is available during Heartwood House open hours (Monday to Thursday 8:30 to 4:30, Friday 8:30 to noon). If you want access outside those hours, please contact me or Moria ([chair@ovwsg.com](mailto:chair@ovwsg.com)).

Stay strong – the days are getting longer and spring is around the corner!

Jean – OVWSG President

## Updates from Coordinators

### Programs

Do you know the difference between a check pattern, a plaid and a tartan? Ever wonder if you could design your own family tartan and have it registered with the Scottish Register of Tartans (formerly known as the Scottish Tartan Authority)?

We be talking all things tartan on March 3<sup>rd</sup> when we welcome master kilt-maker Shirley Stapley to our guild meeting. Last year, the oldest “true tartan” ever found, dating back to the 1500-1600s, which was incredibly well-preserved in a peat bog, was recreated by textile designers and tartan experts (see picture to the right). Read more about this fascinating ancient fabric [here](#) and join us on March 3<sup>rd</sup> wearing your colours!



Shirley Stapley is Canadian with Scottish and Irish family heritage. She studied in Edinburgh Scotland kiltmaking for two summers, to complete her studies in advanced kiltmaking.

Shirley started her business after an injury forced her to seek out a new hobby during the start of Covid. Since then, Shirley has had many new kilts orders, and kilt alterations to keep her busy. During that time, she took on friends Julie and her husband Tony as apprentice and business manager. The company Marshall Bespoke Kiltmakers was then open to more orders, for pipe bands, Free Mason groups, wedding groups, and private individuals. The business supplies hand stitched kilts and full Highland gear and accessories. The business is a home based in Ottawa and surrounding regions in Ontario and Quebec. Marshall kilts are vendors at the Glengarry Highland Games in Maxville Ontario as well as vendors at the Almonte Highland Games. We were the first kilt company to show our kilts at the Ottawa Wedding Spring and Fall shows. Shirley and Julie have presented kilt making demonstrations for The Ottawa Scottish Society, and offered beginner classes in full kiltmaking and pleating courses. Shirley and her husband David, returned to Scotland a few years back to tour the highlands and show Julie and Tony the proud Scottish history, sites and a visit to the mills in The Borders of Scotland.

This short talk to the Ottawa Valley Weavers’ and Spinners Guild will focus on the history of tartan, and how tartan is woven in the old and new tech. mills. The discussion will also touch on the new direction of tartan pattern weaving and styles and how that is impacting the mills and the fashion industry worldwide.

Did you miss our last program or want to see it again? The recording of the February 3<sup>rd</sup> presentation by Lee Jones on e-textiles has been posted to OVWSG’s Sync storage account. You can access the recording [here](#).

Rachel Eugster and Ann Mainville-Neeson  
OVWSG Program Coordinators

### Membership

We’ve established a new community server on Discord which provides a members-only space for our members and also provides an alternative to Facebook for those who have left that platform. As a member of the guild, you will have received your invitation by email to join or you can do so by clicking on the following link: <https://discord.gg/J7qBApfmv5>

If you aren’t already a Discord user, you will be invited to create a profile. It’s free and it’s easy.

Why are we making the move to Discord?

First, we've been looking at options for creating a members-only portal which would be easy and convenient for our members to use, as well as for us to maintain. Discord meets these needs. It will be a great spot for posting the zoom links for upcoming meetings, links to the recordings of programs from past meetings, and providing more and more resources for our members.

Second, Discord is a great social platform and a safe place for our group to chat and share pictures and information. Conversation threads help organize our chats, making it easier to find and participate in topic-specific conversations.

Third, Discord is an alternative to Facebook. Many of our members are moving away from Facebook for a variety of reasons, not least of which are Facebook's stance on diversity and inclusion, as well as Facebook's increasing invasion of our privacy and use of our personal information and images for their own purposes. OVWSG is an inclusive organization and wants to provide a social network where everyone can feel comfortable.

We hope you will join us on Discord. If you have any questions or concerns regarding this message, please don't hesitate to contact me at [membership@ovwsg.com](mailto:membership@ovwsg.com).

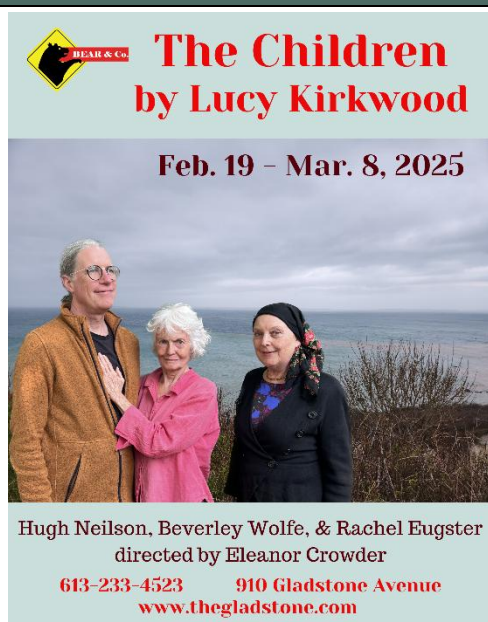
Ann Mainville-Neeson  
Membership Co-Chair

## The OVWSG Goes to the Theatre!

If you're curious to see OVWSG member Rachel Eugster onstage, now is your chance--with a discount ticket, and in company with other Guild members!

Bear & Co., the professional indie theatre company Rachel runs with Eleanor Crowder, is producing Lucy Kirkwood's *The Children* at The Gladstone (910 Preston St.). Rachel is offering OVWSG members a special code that will give you a 10% discount off Regular and Regular 65+ tickets. To make it more of a social occasion for Guild members, Rachel suggests booking your tickets for Wednesday, February 26, with the option of having dessert or a drink together afterward. If you want to sit with other Guild members, Rachel suggests booking seats in the centre section, in the first three rows.

Note that if this date does not work for you, you may use the discount code for any other performance. The show plays February 19<sup>th</sup> (preview) to March 8<sup>th</sup>, Tuesdays through Saturdays at 7:30 pm, and Saturdays and Sundays at 2:30 pm. Book your tickets at <https://thegladstone.ca/shows/the-children/> using the code THECHILDREN10. (Note that this is a *promotion* code, applied on the last screen when you finalize your purchase, *not* a "coupon code," which would be entered on the initial screen where you select your seats.) Sounds like a fun evening! Let's support Rachel while enjoying a great night out at a local theatre!



**BEAR & CO.** **The Children**  
by Lucy Kirkwood

**Feb. 19 - Mar. 8, 2025**

Hugh Neilson, Beverley Wolfe, & Rachel Eugster  
directed by Eleanor Crowder

613-233-4523 910 Gladstone Avenue  
[www.thegladstone.com](http://www.thegladstone.com)

## Guild Website Links

Hi everyone – our links page on the OVWSG Website needs some updating. Check out the current links page here: <https://www.ovwsg.com/links/>

If you have a fibre-related business or blog, website, Etsy page or Facebook page, or another platform where you would like people to reach you [related to the guild in some way (not a personal one)], please forward the following information for your site outlining where you would like people to be able to reach you:

- **Your Name/Business Name**
- **The Name of Your Site/Page**
- **The URL for your Site/Page**
- **The categories heading(s)** where you would like to be included. Current categories are Weaving, Spinning, Felting, Basketry, Dyeing and Other.

**Confirmation is needed for new links as well as for the links currently on our guild Links page.** Any links that aren't confirmed will be removed. I am afraid I do not have time to check to see if each link still works or is still relevant.

Please email the information to me ASAP at [shepherdessann@gmail.com](mailto:shepherdessann@gmail.com) using the subject **OVWSG links**. Thank you!

Ann McElroy

## Sale & Exhibition 2025

It is time to start thinking about the Guild Sale and Exhibition again. This is our annual sale, held in early November, where members can rent a booth and sell their items. Our focus is on handmade items and this can include: fiber you raise or process, hand spun or hand dyed yarn, weaving, felt or baskets. We also have a Co-op Booth that you can sell in if you only have a few items. Any sales at the Co-op Booth pay a commission to the Guild which contributes to the space rental for the booth.

So that our quality remains high all vendors are juried, including vendors in the Co-op Booth. The jury process is easy and geared towards getting you ready to sell your items.

Booths are first offered to returning vendors starting March 1. These vendors have until May 1 to claim their space. After May 1 we open up the remaining booths to new vendors. We have several sizes of booths to suit different needs, with some booths shared by multiple vendors.

Each year the sale also hosts an exhibition that showcases our guild members' work. There will be a theme for the exhibition (still being worked out). The Exhibition committee will be giving more information soon.

We are also looking for new people with new ideas to help on the Sale and Exhibition committees. The Sale committee meets on Zoom so there is no need to travel. Specifically, we are looking for the following skills:

- graphic design experience
- French translation

Please contact me if you are interested in helping out in any way. The strength of our guild is our talented members. If you have any questions, you can contact [guildsale@ovwsg.com](mailto:guildsale@ovwsg.com)

Ann McElroy and the Committee



## Member De-Stash

We'll be having a Members De-Stash on March 03. Thank you so much for your solid support of this initiative. The six available tables will be set up around the edge of the meeting room. Each table costs \$5.00 and must be prepaid via e-transfer to me (details to follow). How you handle your transactions is up to you. The doors for the de-stash open at 6:30 and must stop when the meeting begins at 7:15. You will have another opportunity to engage with customers during break. Vendors must stay to help with table take down.

There will not be a jury for materials sold, but we ask that you keep it to fiber related goods if possible. Use your good sense, be aware of your demographic and enjoy yourself.

Please send me an email [bquade@pixelgraphstudio.com](mailto:bquade@pixelgraphstudio.com) with your name and payment via e-transfer so I can have a table ready for you. If you have any questions, send them to me at that email address. Tables that are not prepaid can be held but are not given priority; this payment is not refundable. Enjoy the De-Stash!

Bernadette Quade – OVWSG De-Stash Coordinator

## Library

Our incredibly well-appointed guild library will be open for the day on Meeting Monday March 3<sup>rd</sup> and also sporadically on other days prior to that. Please consult the Discord chat #announcements or posts on Facebook for accurate timing. We have a few new magazines which have arrived over the past month, including Ply, Spin Off, and Fibre Focus, so come check them out! Remember that items checked out are due on the Monday of the next Monthly Meeting, e.g. books checked out on March 3<sup>rd</sup> will be due on April 7<sup>th</sup>. Fines do apply, \$1.50 per item, per month. If you have overdue books, you will be receiving an email this month as a reminder.



For those who are wondering about our favourite head librarian, Jan is doing well. She sends the following message: "Immense thanks to the library team for taking over while I am off recovering. I am missing them and the library but would not be much help at the moment. I have yet another Doctor's appointment the last week of February and will find out from their perspective how this all went."

We in turn thank Jan her own dedication to the library and providing long opening hours so members have as much opportunity to access the library as possible. We wish Jan all the best in her recovery.

Ann McElroy and Ann Mainville-Neeson  
Assistant Librarians

# New Exhibit – Mississippi Valley Textile Museum



## Mississippi Valley Textile Museum



Embassy of the Republic of Latvia  
to Canada

### News Release

For Immediate Release

January 4, 2025

### **“Signs of the Time” by Egils Rozenbergs Exhibiting at the Mississippi Valley Textile Museum**

**Almonte, ON-** A new year signals a new exhibit at the Mississippi Valley Textile Museum (MVTM). “Signs of the Time” by award-winning Latvian artist, Egils Rozenbergs, will be on display from January 18 to April 5, 2025. The vernissage will take place on Saturday, January 18 from 2pm to 4pm. The exhibition is dedicated to the interesting and dynamic times in which we live. Each era has its own signs and symbols, and through these tapestries, Rozenbergs tries to find those which are characteristic of our time.

Rozenbergs’ large-scale tapestries are woven with a mixture of natural and synthetic materials, reflecting the complicated relationship we have with the natural world around us. Through a variety of styles, techniques, fibres, and materials, Rozenbergs weaves various ‘stories’ into his tapestries; the patterns of the sea waves, observations of distant lands, the marks left by people in nature, the impressions of contemporary technology- signs that reveal and revel in the changing times.

This exhibit is presented in partnership with the Embassy of the Republic of Latvia to Canada. The Museum is looking forward to the exciting roster of exhibits it has scheduled to celebrate its 40th anniversary. Check out [www.mvtm.ca](http://www.mvtm.ca) and sign up for their newsletter to stay up-to-date on all things MVTM!

### Quote

“We’re very pleased to partner with the Embassy of the Republic of Latvia to showcase the brilliant work of Egils Rozenbergs. His tapestries are striking in their scale, colour, and technique, and we’re happy to share his art with the community. We live in unprecedented times, and Rozenbergs has done an excellent job of capturing this, allowing viewers to sit in the moment. This is a fantastic start to the Museum’s 40th anniversary. We’re excited to reflect on how far the MVTM has come, and look forward to where it’s going.” - Michael Rikley-Lancaster, Executive Director/Curator, Mississippi Valley Textile Museum

“It is a great privilege to have the opportunity to exhibit and bring to Canada the tapestries of prominent Latvian textile artist Egils Rozenbergs. I’m glad that the exhibition will take place in a Museum known for and dedicated exclusively to textile art. The Embassy of the Republic of Latvia was pleased to cooperate with the Mississippi Valley Textile Museum in the creation of this exhibition. I hope that the loyal patrons of the Museum, as well as first-time visitors, will be as thrilled as his admirers around the globe to immerse themselves in Egils Rozenbergs’ world of tapestry art.” - Kaspars Ozoliņš, Ambassador of Latvia, Embassy of the Republic of Latvia to Canada

### Image Credits

Egils Rozenbergs. Scars, Signs of the Time (2020). 190cm x 240cm.  
Egils Rozenbergs. Two Suns (2016). 280cm x 245cm.



### Contact

Michael Rikley-Lancaster, Mississippi Valley Textile Museum  
613-256-3754  
[m.rikley-lancaster@mvtm.ca](mailto:m.rikley-lancaster@mvtm.ca)

### About Mississippi Valley Textile Museum

The Mississippi Valley Textile Museum is committed to collecting, preserving, and telling the stories of the local mill workers and labour history, while offering an open, inclusive space for the local community and visitors from across the globe. If you wish to enquire about Museum and its operations, please visit the website at: <https://mvtm.ca/whats-on/>

## **Unraveling history. Weaving community.**

**Mississippi Valley Textile Museum**  
PO Box 784, 3 Rosamond Street East  
Almonte, ON K0A 1A0


A Rainbow Registered® Museum

[info@mvtm.ca](mailto:info@mvtm.ca)  
(613) 256-3754  
**mvtm.ca**

National Historic Site



In the Studio...





## In the Studio...





## In the Studio... Prepping for the 100 Inch Loom Blanket Project





# Marketplace

## \*Guild Items for Sale\* [Guild sale items are in red marked with a \*]

If interested in purchasing an item(s), please email [rentals@ovwsg.com](mailto:rentals@ovwsg.com) – first come, first served.



### \*Tension Box\* – \$125 \$175


This is a tool that measures the length of the warp threads as you wind them onto the loom. It is usually used with a sectional back beam, allowing multiple threads to be wound from multiple cones/cores at the same time.

### \*Small Length Reeds\* – \$5 each



### \*Cloth Pieces\* – \$10

Pieces each @ 36" wide at various lengths.




### \*Cloth – 120x82"\* – \$5

Very deep blue colour.



### \*Cloth – 96x60"\* – \$2



### \*CPW-Style Spinning Wheel\* – needs TLC – \$35



### \*Variety of Stick and Rag Shuttles\* – SOLD! – Prices as marked – **LAST CHANCE!**





**\*Various Metal Heddles\* – up to \$5 per bundle**

**LAST CHANCE!**



**\*Louet S10 Spinning Wheel\* – \$300 \$500**

This is a single treadle, castle style wheel, with three bobbins.



**\*Table Loom\* – \$100**

In need of some care, including cleaning, lubricating, and adjustments. It comes with a reed, a new apron still in the packaging and four new apron bars. A sley hook can be included if desired.



**\*Venetian Blind Slats\* – SOLD!**

**– \$5 each bundle**

These make excellent separators on the warping beam, while winding the warp, instead of paper. And they are thinner than wooden sticks, with a slight curve that fits the rounded beam very nicely. They are approximately 36" long, and can be cut easily.





**\*Bottle of Wool Scour\* – \$3**



Used to wash new fleece.

**\*Multi-Gallon Dye Pot\* – SOLD!**



**\*Blanket\* – \$5**



**\*Rag rug strip cutter\* – \$150**

This is in excellent shape. It retails for \$700 USD or more.



**\*Hand Carders\* – \$20**

Good shape, solid build, and strong teeth.




**\*Hand Carders\* – \$10**

The cloth is in poor shape and one of the two handles needs a bit of reinforcement. Two small nails will do it.



**\*Mystery Tool\***

We don't know what it is. "If you know, you can have it!"







**\*Two-sided Inkle or Tablet loom\* – \$20**

This is an odd configuration, but very useful if you have a tendency to want to weave wider than standard pieces. The two sides support the frame in a way that a standard inkle loom does not.

**Louet 28-inch table loom – SOLD!**



**\$75**

This comes with a box of extra heddles, and possibly other surprises. Also includes wooden warping sticks, and wooden lease sticks. Note that the heddles are plastic. Also be aware that this loom needs cleaning, but not as extensive as the 22" Leclerc. The original price indicated on this loom was \$275 by the original/last owner.

**Leclerc 22-inch table loom – FREE – GONE!**



This loom is in rough condition and is missing some parts. It is worth the TLC, especially if you like giving TLC to equipment that would benefit. Free to the first taker.

**Warping Board – SOLD!**

**\$25**

This is homemade but with solid wood. It needs a light cleaning. Note that there is a crack at one corner that can easily be fixed with "No More Nails" or wood glue.



# January 2025 Executive Meeting Minutes

## OVWSG Executive Meeting Minutes

Monday January 20, 2025, at 7 pm

### Executive:

Moir White, Chair  
Carl Stewart, Vice Chair  
Jean Sharp, President  
Robyn Bozek, Secretary  
Deborah Newhook, Weaving Rental Coordinator  
Karin Hendriksen, Membership Chair

### Regrets:

Louise Travill, Treasurer  
Ann Mainville-Neeson, Membership

### Guests:

Ann Sunahara  
Ruth Cooper

### Welcome

Check-in, Introductions, call to order

### Finalize Agenda

Addition, add Ruth (100-inch loom) after the approval of the minutes.

### Approve November, December, Executive Meeting Minutes

November 18<sup>th</sup>, 2024, Executive Meeting minutes approved, Carl motioned, Deb seconded.

December 16<sup>th</sup>, 2024, Executive Meeting minutes approved, Deb motioned, Jean seconded.

### Reed for 100 Inch Loom

The next project for the 100-inch loom is wool blankets using Briggs and Little wool from New Brunswick. The yarn requires an 8-dent reed. The guild does not have an 8-dent reed for the 100-inch loom. The cost of the 8-dent reed is \$616.00 plus shipping \$265.00 x 14.975% tax=\$1012.93 in total. Carl moved to purchase the 8-dent reed, and Jean seconded. Ruth will go ahead with the order.

### Chair Update

The guild application for the city grant is going well. It is due Wednesday. Jean to assist on Tuesday.

### President Update

The demo room is vacant and removed from the guild's rent.  
The classroom telephone is still not working. Louise is working with Mo from Heartwood House on this issue.  
The photocopier needs to be replaced, Jean to research, usage, what is printed, what we need as a guild.

### Financial Update

Sent from Louise prior to meeting:

Treasurer's Report,

1. Our current balance (PayPal, and bank accounts) is \$43,874.



2. I have spent many hours over the last few weeks catching up on bookkeeping activities. All accounts are now up to date and reconciled up to the end of November. I will complete December when I return and then turn the files over to the bookkeeper so that she can prepare the HST return.
3. I had to create a new Square account. Square has a requirement to update owner information, and they don't recognize me as an owner. It required only an email from Beth Briggs, the previous owner to request the change, but after several unanswered requests to her, I opted to just move forward and create a new account. It still connects with our device, so there is no cost associated with the change.
4. The Heartwood House rental invoice for January reflects the removal of the storage room at the entrance (\$132.61 plus tax). This results in an annualized savings of \$1591 plus tax.

### **Review of Job Positions/Titles**

Further to discussion of the November meeting, perhaps workshop chair be the scheduler, with a second person to recruit and liaison with new instructors.

Need to update positions and titles to reflect current roles and responsibilities, such as Deborah's studio duties.

### **Review of Library and Workshop Resources**

1. Library – to have a wish list of books for purchase with the rational by April 30<sup>th</sup> of each year. As well a list of books to be removed and DE acquisitioned each year. We do not de-acquisition.
2. If books are donated, a note should be published in the newsletter with a thank you.
3. Library archivist could be an interesting speaker option for the membership; What function does our library do? Auxiliary library, questions? Need to bring to membership for discussion.
4. Workshops- building instructors, recruiting instructors, conflict of interest, more discussion needed. Will reach out to Workshops reminding of discussion of November meeting and next steps.

Policies to be resent out for examination and quick discussion for goals and criteria; to follow prior to next meeting. We will invite the library/workshops? To be determined?

### **Facebook's Change to it's DEI (Diversity, Equity and Inclusion) policy**

Facebook has rescinded it's DEI policy. How does this affect the guild? Do we want to continue the guild Facebook page? Some of our members are opting out, others never were in, where do we go from here?

We will post articles regarding this move by Facebook in the newsletter and bring it to discussion at the guild meeting.

### **Sale of books from Ann Sunahara**

Ann Sunahara has books for sale with proceeds to go to the guild. She will have books set-up on the guild tables at the next meeting. Ann will also be giving back to the guild a Fibre works program that the guild gifted to Anne.

Anne also has a scanner to give away, she will forward a photo.

### **Adjourn**

Meeting adjourned 8:32 p.m.

### **Next Meeting**

February 17, 2025 @ 7 p.m.

## **February 2025 General Meeting Minutes**

February 2025 OVWSG General Meeting Minutes

Monday February 3, at 1915 via zoom/in Person (Snow day in Ottawa)

- Welcome from President, Jean Sharp
- Land Acknowledgement
- Introduction of Executive
- Welcome to new members, Ingrid Burgetz, Sarah Craig and Michelle Sutherland

## **RELOCATION AND SLIMMING DOWN THE GUILD FOOTPRINT**

- Resulted in savings of \$10,000. The Executive will continue working, as previously discussed on library and workshops.
- To ensure full use of guild resources including optimizing space.
- For workshops, working to attract new workshops.

There will be an executive meeting discussing workshops on February 24, 2025 @7 pm. Please contact [chair@ovwsg.com](mailto:chair@ovwsg.com) to attend.

## **OTHER BUSINESS**

- Rachel is acting in a play, February 19, - March 8, 2025, at the Gladstone. She has offered discounted tickets for Wednesday February 26<sup>th</sup>. Book your tickets at <https://thegladstone.ca/shows/thechildren/> using the code THECHILDREN10. (Note that this is a promotion code, applied on the last screen when you finalize your purchase, not a "coupon code," which would be entered on the initial screen where you select your seats.) Sounds like a fun evening! Let's support Rachel while enjoying a great night out at a local theatre!
- Liane has a tapestry workshop scheduled for Saturday February 13, 2025. Please sign up on the guild website, <https://www.ovwsg.com/events/event/2507-introduction-to-tapestry/>
- If anyone is interested in attending the NAG's weaving exhibit, please meet up this Thursday at 5 pm, (Thursdays are no charge).

## **NEWSLETTER**

- The next newsletter is in March.

## **RENTALS**

- New Rental Tool – Auto Denter.
- Used for slewing the reed.
- For reed sizes 10-14.
- Fee- \$10/month with \$100 deposit.

## **DESTASH TABLES**

- \$5.00/table, can be e-transferred.
- Items within the parameters of fibre.
- Contact Bernadette Quade.

## **SPEAKER**

Dr. Lee Jones, A postdoctoral researcher exploring e-textiles, textile fabrication, and hybrid crafts using participatory design to create easy-to-use toolkits. If anyone has any questions or needs any assistance with e-textiles, you can contact Lee at [Lee.Jones@queensu.ca](mailto:Lee.Jones@queensu.ca).

## **Show and Tell**

- Ann shared her scarf made from Bernadette's handspun yarn and kid mohair from the Sale and Ex.
- Paula shared inkle projects, a bag strap, guitar strap and a hat band.
- Leanna shared a green overshot tea towel.
- Ingrid shared a scarf in bamboo overshot, Star of Bethlehem pattern.
- Tara shared a landscape tapestry.

Meeting adjourned at 8:50pm

Next meeting Monday March 3rd, 7:15 pm



# Heartwood House Access + Parking

## Getting into the Studio:

**Before 6 pm** – Heartwood House may be open – come in the front door, sign in at the office desk (this helps with HH's Grants) and then go past the elevator through the door, turn right and proceed down the hall to the last door on the right, labelled OVWSG Studio.

**After 6 pm** – the studio window is the first window east of the Unitarian Foyer/Art Gallery. Tap on the window and if someone is there, they can let you in the Unitarian door (across from the Dairy Queen).

Unsure if anyone is in the studio – check the Facebook group or call the studio **(613)-680-6600**.

## Parking

### 1. Back parking lot:

- The parking area at the Moorvale entrance by the back door entrance and the parking area from the storage pods to the west fence are reserved for permit holders only from Monday to Friday from 8:00a.m. to 4:00p.m.
- Vehicles with no permits on the dashboard will be ticketed.
- There are no parking restrictions in the back lot after 4:00p.m. from Monday to Friday and on Saturday.

### 2. Front lot:

- Visitors parked in the front lot must be registered on the front desk journal.
- A fee of \$1 is charged for parking in the front lot. Please pay at the Heartwood House front desk.
- Vehicles not registered in the visitor parking journal will be ticketed.
- Visitors who are popping in to drop off an item to a member are not required to pay a fee or register the vehicle.

### 3. UUFO entrance:

- The two spots in front of the Unitarian entrance are reserved for the Unitarian members.

### 4. Sunday Parking:

- Please park in front of the building or to the East of the Laundry in the rear parking lot (areas are marked in yellow below) to allow Unitarians access to their space on Sundays.



## Message from the Editor

Hello everyone – If you have an article/blog/update for a newsletter, please forward it to the newsletter email address – [newsletter@ovwsg.com](mailto:newsletter@ovwsg.com) – **as soon as its ready** along with any photos or other documents to be included. Contributions from all members are welcome, so please feel free to submit photos, book reviews, equipment for sale ads or stories of fibre related activities.

Submissions for the April newsletter are due no later than **March 17, 2025**.

The February Newsletter can be accessed at: <https://www.ovwsg.com/wp-content/uploads/2025/01/OVWSG-Newsletter-2025-02.pdf>

Please don't hesitate to reach out to me! Thanks in advance for your support! I truly appreciate it.

Lianne Patterson – OVWSG Newsletter Editor

## Sweet Farewell (until next time...)

I thought it was time for a bread recipe! This is a favourite soft bun that can be used as dinner rolls or burger buns. I have been known to start mixing the dough early in the afternoon (like 1 or 2 pm) and have freshly made buns ready for dinner at 6 pm. Truly. These are delish and a staple at my church's take-out meals, where I produce usually around 150-180 of them in a morning (I do have a 2 additional helpers for that). Enjoy! Lianne

### Super Soft Buns

*Recipe from Cloudy Kitchen*

Makes 12-14 buns

### Ingredients

#### Tangzhong

- 25g bread flour
- 120g whole milk

#### Burger Bun Dough

- All of the Tangzhong
- 200g cold milk
- 20g granulated sugar
- 2 tsp (7g) instant yeast
- 30g milk powder
- 1 ½ tsp (7g) kosher salt
- 1 egg, at room temperature
- 360g bread flour
- 45g unsalted butter, at room temperature
- Egg wash – 1 egg whisked with 1 Tbsp water



### Instructions

#### TANGZHONG

1. Combine the milk and bread flour in a medium saucepan. Place over medium heat and cook, stirring continuously, until the mixture thickens into a paste. Remove from heat and transfer to the bowl of a stand mixer.



## BUN DOUGH

1. Add the cold milk and mix to combine, checking with your finger that it is not hotter than lukewarm (the cold milk should cool the hot tangzhong enough). Add the sugar, yeast, milk powder, salt, egg, and flour. Transfer to the mixer and fit with the dough hook.
2. Mix the dough on medium speed until it is smooth and elastic and clearing the sides of the bowl, about 12-15 minutes. Don't freak out, as it is sticky – if you have made it by weight you will be fine. Set a timer and walk away from the mixer if you need. If after that time it really isn't coming together and you're worried, add flour a teaspoon at a time just until the dough just comes together.
3. Add the butter and mix for a further 5 minutes until incorporated. The dough should be smooth and elastic, and pass the windowpane test.
4. Turn the dough out onto a surface and flour very lightly if needed to bring into a tight ball with a bench scraper. Transfer to a greased bowl and cover the bowl with plastic wrap.
5. Place the dough in a warm spot and rise until doubled in size, approximately 1 hour.
6. Turn the dough out onto a lightly floured surface.
7. Divide the dough into 12 to 14 equal portions, each weighing about 65g. Working with one piece of dough at a time, flatten out the piece of dough, then tuck up into a ball, then turn the ball seam side down and roll into a tight ball by cupping your hand to create a 'claw' shape, using the tension from the counter to roll the dough tightly.
8. Place them spaced apart on baking sheets. They rise quite a lot so ensure they are far enough apart.
9. Cover the buns with some lightly greased plastic wrap. Leave the buns to rise again for about 1 hour. You want them to puff up and double in size, and when you press lightly on one, it should leave a small indentation that doesn't quite spring back. Remember that rising time depends on your environment so go by how the dough is looking, rather than a rising time.
10. When there is about 20 minutes to go in the rise, preheat the oven to 360°F. Carefully brush the buns with egg wash. Bake in the oven for 15-18 minutes, until they are a deep golden brown.
11. Remove from the oven and leave to cool on the pans for 10-15 minutes then transfer to a wire rack and allow to cool completely. The buns will wrinkle slightly as they cool – this is due to them being very soft and is totally normal.

Store leftovers in an airtight container at room temperature – they should stay soft for at least 5 days. These can also be frozen. After the first day or two, toast the buns if needed.